

THE NEW BREED OF HEIGHT ADJUSTABLE WORKSTATION

# VT QUE





#### HIGHLIGHTS

- STABILITY
- WIRE MANAGEMENT FLEXIBILITY
- HEIGHT ADJUSTABLE (MOTORIZED)
- BUTTON CONTROL
- DIGITAL APPLICATION CONTROL
- AESTHETIC
- FUNCTIONAL DESIGN AND PROFILE
- INTELLIGENT SENSOR FEATURE

**BOLD**

**SMART**

**POWERED**

ALL NEW V T Q U E D E S K I N G



ALL NEW VT QUE DESKING



VT QUE  
DESKING

VT QUE  
DESKING





NEW SERIES

# VT QUE

DESKING



VT QUE DESKING

VT Lifestyle control your table with your mobile phone.



Control up/ down



Wireless  
Charging Kit

Must be mounted on table top output 24.21A



VT QUE

# VT QUE DESKING

OUR LATEST HIGH END SERIES OF VT HEIGHT ADJUSTABLE DESKING



## EFFORTLESS TRANSITION

THE VT SIT-TO-STAND TABLE HELPS YOU  
TRANSITION BETWEEN SEATED AND STANDING WORKING  
POSTURES SEAMLESSLY VIA ITS USER-FRIENDLY HEIGHT-  
ADJUSTABLE CONTROLS.

VT

HEIGHT ADJUSTABLE WORKSTATION



## TECHNOLOGY W/ BENEFITS

DESIGNED TO HELP YOU TRANSITION BETWEEN SEATED AND STANDING WORKING POSTURES SEAMLESSLY, THE VT SIT-TO-STAND TABLE COMES WITH INTEGRATED ELECTRIC CONTROLS THAT LET YOU QUICKLY AND EFFORTLESSLY ADJUST THE WORK SURFACE TO YOUR PREFERRED HEIGHT. WHEN USED WITH AN ERGONOMICALLY DESIGNED CHAIR (LIKE J MESH), YOU CAN ENJOY THE BENEFITS OF FREQUENT HEALTHY MOVEMENT AND COCO SITTING POSTURE.

## VT QUE

HEIGHT ADJUSTABLE WORKSTATION



# Beneficial for your Health, Work and Life



CONTROL BUTTONS



## L-SHAPED SERIES

### VT Sit-to-Stand Tables

Designed & Produced by CAR Interiors

While you clear a busy driving problem and coming up with new ideas, the rest of your body is hard at work, too. Pumping blood, keeping organs flowing, holding up your head, and signaling your brain when it wants to move. A constant and adjustable response is to switch postures between sitting and standing throughout the day. The right work tools can make this transition as natural and seamless as possible.

Supporting your body as you move is a concept we defined and designed into every one of our work chairs. VT Sit-to-Stand Tables take beneficial movement to a new level. By allowing you to seamlessly transition between seated and standing working postures, VT can help you stay more active and healthier while you work. Frequent changing postures helps reduce the physical stresses that put you at risk for aches and pains or you can keep up a steady line of energy and focus.

### TECHNICAL SPECIFICATIONS

Frame Orientation	L-Shaped (Left/ Right)
Maximum Load	150kg
Constant Speed	L-Rotat
3 Stage Column	40mm/s
Frame Height	3 Stage Column (BIFMA): 660-1260mm (Exclude "T" Leg Base)
Frame Width	Front: 1160 - 1863 Side: 1466 - 1873
Weight of VT Package	40 Kg

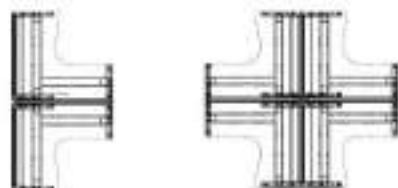
\*Recommended Work Surface Dimensions  
1200-2000mm (Length) , 1500-1900 (Width)

Smart Features	Bluetooth Mobile Application T-Touch (Anti-Collision)
Wireless Charging Unit	(Optional)
Low Standby Power	<0.1W
Low Noise Level	39dB

### Accessories & Features

Detachable Frameless Screen Divider  
"T" Leg Base 580mm (Width), 730mm (Width)  
Multiple column and control options  
High Strength and Stability - Steel Construction  
Pre-assembled frame kit - Significantly reduces installation time  
**Wired Management**  
Wire Box with Detachable cover and Horizontal Raceway Access.

## L-SHAPED DESK

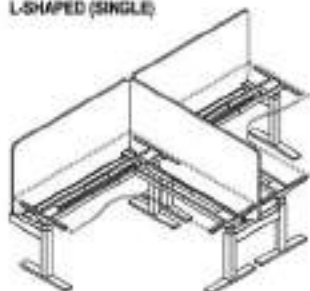


L-SHAPED (DOUBLE)

L-SHAPED (CROSS)



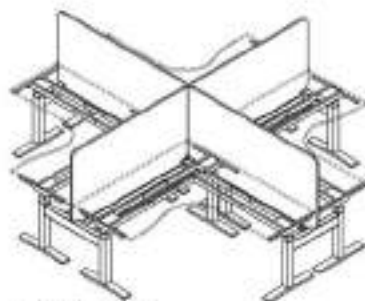
L-SHAPED (SINGLE)



L-SHAPED (DOUBLE)



L-SHAPED (SINGLE)



L-SHAPED (CROSS)

## Sit-to-Stand Range



TABLE HEIGHT RANGE:  
750 - 1030

BACK TO BACK "T" BASE (SIDE)



TABLE HEIGHT RANGE:  
750 - 1030

SINGLE "T" BASE (SIDE)

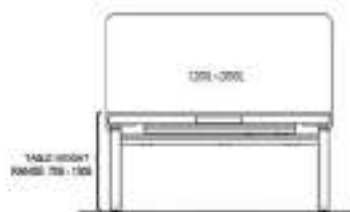


TABLE HEIGHT RANGE:  
750 - 1030

BACK TO BACK "4 LEGGED" STAND (FRONT)

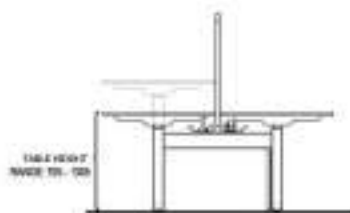


TABLE HEIGHT RANGE:  
750 - 1030

BACK TO BACK "4 LEGGED" STAND (SIDE)



## RECTANGULAR SERIES

New Technology  
for work efficiency and  
health benefits.

### TECHNICAL SPECIFICATIONS

Frame Orientation	Rectangular
Maximum Load	125kg
Constant Speed	1-80kg
3 Stage Column	40mm/s
Frame Height	3 Stage Column (BIFMA): 660-1260mm (Exclude "T" Leg Base)
Frame Width	1166 - 1863mm
Weight of VT Package	40 Kg

\*Recommended Work Surface Dimensions  
1200-2000mm (Length) , 600-1100 (Width)

Smart Features	Bluetooth Mobile Application T-Touch (Anti-Collision)
Wireless Charging Unit	(Optional)
Low Standby Power	<0.1W
Low Noise Level	39dB

### Accessories & Features

Detachable Frameless Screen Divider  
"T" Leg Base 580mm (Width), 730mm (Width)  
High Strength and Stability - Steel Construction  
Pre-assembled frame kit - Significantly reduces installation time  
**Wired Management**  
Wire Box with Detachable cover and Horizontal Raceway Access.